

2026

# MDA CATALOGUE





---

## WHY CHOOSE **FUEGO?**

At Fuego, we believe that major domestic appliances should deliver the perfect balance of **technology, reliability, and contemporary design**. Our MDA solutions are created to elevate everyday living with smart features, powerful performance, and long-lasting durability.

Every product undergoes strict quality testing to guarantee **consistent results and dependable efficiency**, ensuring your home operates smoothly and effortlessly. With a strong focus on energy-saving innovations and modern engineering, Fuego MDA appliances are built to perform quietly, efficiently, and economically without compromise.

We combine **modern aesthetics with practical functionality**, designing appliances that integrate seamlessly into any kitchen or home environment. From precision cooking to effortless cleaning and optimal food preservation, Fuego delivers solutions that make every household run smarter and more efficiently.







**DISHWASHERS**

Fuego dishwashers deliver spotless cleaning with minimal effort thanks to advanced washing programs and optimized water cycles. Engineered for quiet operation and energy efficiency, they ensure excellent performance in every load. Available in both freestanding and built-in versions, they fit perfectly into any kitchen layout.

**DISHWASHING**



<b>MODEL NAME</b>	DWFGMTT 500621 W	DWFGMFS 450622 W	DWFGSW 6092 FSW
	DWFGMTT 500621 S	DWFGMFS 450622 SI	DWFGSW 6092 FSIX
<b>ENERGY EFFICIENCY</b>	A+	A++	E
<b>CAPACITY</b>	6 SETS	9 SETS	13 SETS
<b>DIMENSIONS</b>	55x43.8x50cm	84.5 x 44.8 x 60cm	598*598*845 mm
<b>DELAY TIMER</b>	1-24H	1-24H	1-24H
<b>PROGRAMS</b>	7	6	9
<b>LED DISPLAY</b>	✓	✓	✓
<b>CHILD LOCK</b>	✓	✓	✓
<b>ENERGY CONSUMPTION KWH/100</b>	61kWh	70kWh	✗
<b>NOISE LEVEL</b>	49dB	49dB	49dB
<b>WATER CONSUMPTION PER CYCLUS</b>	6.5L	9L	✗
<b>CERTIFICATES</b>	CE/ROSH	CE/ROSH	CE/CB/ERP/RoHS/REACH/GS



<b>MODEL NAME</b>	DWFGSW 6083 FSIX
<b>ENERGY EFFICIENCY</b>	B
<b>CAPACITY</b>	15 SETS
<b>DIMENSIONS</b>	598*598*845 mm
<b>DUAL WASH</b>	✓
<b>PROGRAMS</b>	8
<b>COLOURFUL LED DISPLAY</b>	✓
<b>HOT AIR DRYING</b>	✓
<b>AUTO DOOR</b>	✓
<b>NOISE LEVEL</b>	46dB
<b>MOTOR</b>	BLDC
<b>CERTIFICATES</b>	CE/CB/ERP/ROHS/REACH/GS





<b>MODEL NAME</b>	DWFGSW 45102 BIE	DWFGSW 4583 BI
<b>ENERGY EFFICIENCY</b>	E	B
<b>CAPACITY</b>	10 SETS	10 SETS
<b>DIMENSIONS</b>	448*555*815 mm	448*555*815 mm
<b>PROGRAMS</b>	8	8
<b>COLOURFUL LED DISPLAY</b>	✗	✓
<b>HOT AIR DRYING</b>	SPRAY LEVEL: TOP + UPPER + LOWER	SPRAY LEVEL: TOP + UPPER + LOWER
<b>NOISE LEVEL</b>	53dB	49dB
<b>MOTOR</b>	AC	AC
<b>CERTIFICATES</b>	CE/CB/ERP/ROHS/REACH/GS	CE/CB/ERP/RoHS/REACH/GS

## DISHWASHING



<b>MODEL NAME</b>	DWFGSW 60138 BI	DWFGSW 6083 BI
<b>ENERGY EFFICIENCY</b>	E	B
<b>CAPACITY</b>	13 SETS	15 SETS
<b>DIMENSIONS</b>	600*560*815mm	600*560*815 mm
<b>MOTOR</b>	AC	BLDC
<b>PROGRAMS</b>	8	8
<b>CONTROL PANEL</b>	TOP CONTROL + 5 MECHANICAL BUTTONS	TOP CONTROL + 16 TOUCH BUTTON
<b>SPRAY LEVEL</b>	TOP + UPPER + LOWER	TOP + UPPER + LOWER
<b>NOISE LEVEL</b>	53dB	49dB
<b>CERTIFICATES</b>	CE/CB/ERP/ROHS/REACH/GS	CE/CB/ERP/ROHS/REACH/GS

- AUTO DOOR
- UV HYGIENE
- HOT AIR DRYING
- DUAL WASH



## MDA COOKING

FUEGO COOKING appliances offer precise control, fast heating, and innovative technology designed to simplify every culinary task. Our hoods, hobs, microwaves, ovens, and cookers deliver outstanding functionality and modern convenience. Each product combines energy-efficient performance with sleek, contemporary design to match the needs of modern homes.

- Hoods
- Hobs
- MWO
- Ovens
- Cookers



**1 FUEGO HOODS** provide powerful yet quiet air extraction, ensuring a clean and fresh cooking environment. With elegant designs and reliable filtration systems, they enhance both performance and kitchen aesthetics.



HDFGTM 52350 BIIX-INOX

MODEL NAME	HDFGTM 52350 BIB	HFGTM60TBIX
SUCTION POWER	350m <sup>3</sup> /hr	345m <sup>3</sup> /hr
SPEED	3-SPEED PUSH BUTTON	2-SPEED ROCKER BUTTON
DIMENSIONS	525*291*133mm	595*300*161mm
FILTER	3 LAYER ALUMINIUM FILTER	3 LAYER ALUMINIUM FILTER
CARBON FILTER	CF150- 1PC SET	CF150- 2PC SET
OUTLET	Φ=150mm	Φ=120mm
LED LIGHTS	2x1.5w	1x2w
MOTOR	1x65w	2x80w
CERTIFICATES	CE   LVD   CE   EMC	CE   LVD   CE   EMC
	52CM WIDE BUILT-IN HOOD INOX PAINTING PANEL + ZINC CARBINE	60CM WIDE SLIDE-OUT HOOD #430SS PANEL + ZINC CAP



MODEL NAME	HFGTM60TBIB
SUCTION POWER	345m <sup>3</sup> /hr
SPEED	2-SPEED ROCKER BUTTON
DIMENSIONS	595*300*161mm
FILTER	3 LAYER ALUMINIUM FILTER
CARBON FILTER	CF150- 2PC SET
OUTLET	Φ=120mm
LED LIGHTS	1x2w
MOTOR	2x80w
CERTIFICATES	CE   LVD   CE   EMC
	60CM WIDE SLIDE-OUT HOOD #430 BLACK PANEL + ZINC CAP



<b>MODEL NAME</b>	CHFGTM75PB	CHFGTM60DGB
<b>SUCTION POWER</b>	750m <sup>3</sup> /hr	500m <sup>3</sup> /hr
<b>SPEED</b>	3-SPEED PUSH BUTTON	3-SPEED PUSH BUTTON
<b>DIMENSIONS</b>	745*500*295mm	595*329*305mm
<b>FILTER</b>	5 LAYER ALUMINIUM FILTER	3 LAYER ALUMINIUM FILTER
<b>OUTLET</b>	Φ=150mm	Φ=150mm with 2m pipe
<b>LED LIGHTS</b>	1x2w	2x1.5w
<b>MOTOR</b>	1x230w	1x65w
<b>CERTIFICATES</b>	CE   LVD   CE   EMC	CE   LVD   CE   EMC
	BLACK PAINTING BODY	BLACK PAINTING BODY + GLASS PANEL

•CHIMNEY: 2x400mm



<b>MODEL NAME</b>	CHFGTM60DGBX
<b>SUCTION POWER</b>	350m <sup>3</sup> /hr
<b>SWITCH</b>	FINGER TOUCH SWITCH
<b>DIMENSIONS</b>	595*386*379mm
<b>FILTER</b>	5 LAYER ALUMINIUM FILTER
<b>CHIMNEY</b>	2x400mm
<b>OUTLET</b>	Φ=150mm with 2m pipe
<b>LED LIGHTS</b>	2x1.5w
<b>MOTOR</b>	1x65w
<b>CERTIFICATES</b>	CE   LVD   CE   EMC

•BLACK PAINTING BODY + GLASS PANEL



<b>MODEL NAME</b>	CHFGTM60DGB-R
<b>SUCTION POWER</b>	750m <sup>3</sup> /hr
<b>SWITCH</b>	FINGER TOUCH SWITCH
<b>DIMENSIONS</b>	595*386*379mm
<b>FILTER</b>	5 LAYER ALUMINIUM FILTER
<b>CHIMNEY</b>	2x400mm
<b>OUTLET</b>	Φ=150mm with 2m pipe
<b>LED LIGHTS</b>	2x1.5w
<b>MOTOR</b>	1x230w
<b>CERTIFICATES</b>	CE   LVD   CE   EMC

- BLACK PAINTING BODY + GLASS PANEL
- AUTOMATICALLY OPEN
- WITH REMOTE



<b>MODEL NAME</b>	CHFGTM90DGB
<b>SUCTION POWER</b>	750m <sup>3</sup> /hr
<b>BUTTON</b>	3 SPEED PUSH BUTTON
<b>DIMENSIONS</b>	895*385*370mm
<b>FILTER</b>	5 LAYER ALUMINIUM FILTER
<b>CHIMNEY</b>	2x400mm
<b>OUTLET</b>	Φ=150mm with 2m pipe
<b>LED LIGHTS</b>	2x1.5w
<b>MOTOR</b>	1x230w
<b>CERTIFICATES</b>	CE   LVD   CE   EMC

- BLACK PAINTING BODY + GLASS PANEL

## 2 FUEGO HOBS


Our hobs offer rapid heat response, stable temperature control, and safe operation. Available in ceramic, induction, and gas options, they give users complete flexibility in cooking style.



MDA COOKING



### FUEGO HOBS



<b>MODEL NAME</b>	HBFGPE 30302T	HBFGPE 30352TI
<b>POWER</b>	3000W	3500W
<b>FRONT LEFT ZONE</b>	1200w / 165mm	1500w; BOOST 1800w / 160mm
<b>REAR LEFT ZONE</b>	1800w / 200mm	1800w; BOOST 2200w / 180mm
<b>GLASS</b>	KANGER VITRO CERAMIC GLASS	KANGER GLASS
<b>POWER STAGE</b>	9	9
<b>TIMER</b>	99	99
<b>DIMENSION</b>	288*520*51mm	288*520*61 mm
<b>CERTIFICATES</b>	CE   LVD   CE   EMC	CE   LVD   CE   EMC
<b>NET WEIGHT</b>	4KG	4KG
<b>CABLE LENGTH(M)</b>	3*1.5mm2 power cable, length 1m	2*1.5mm2 power cable length 1m
<b>AUTO SWITCH OFF</b>	✓	✓
<b>OVER HEAT PROTECTION</b>	✓	✓
<b>CHILD LOCK</b>	✓	✓
<b>RESIDUAL HEAT INDICATOR</b>	✓	✓
<b>SPILLAGE PROTECTION</b>	✓	✓

## FUEGO HOBS



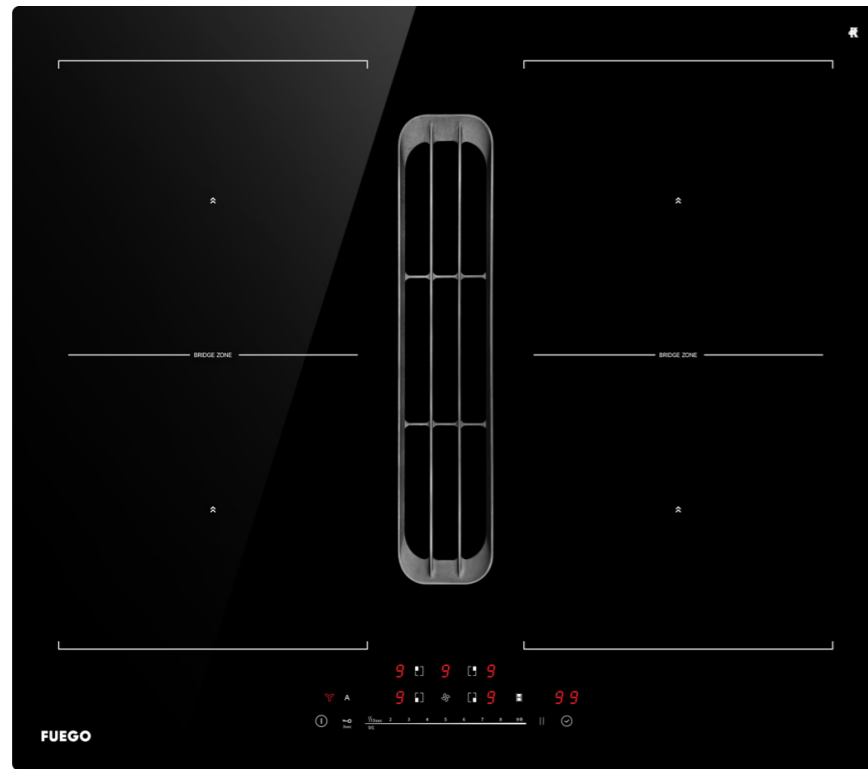
<b>MODEL NAME</b>	HBFGPE 60604T	HBFGPE 60573T
<b>POWER</b>	6000W	5700W
<b>FRONT LEFT ZONE</b>	1800w/ 200mm	1800w / 200mm
<b>REAR LEFT ZONE</b>	1200w / 165mm	1200w / 165mm
<b>REAR RIGHT ZONE</b>	1800w / 200mm	2700/1950/1050)w / (300/228/150)mm
<b>FRONT RIGHT ZONE</b>	1200w / 165mm	×
<b>GLASS</b>	KANGER GLASS	KANGER GLASS
<b>POWER STAGE</b>	9	9
<b>DIMENSION</b>	590*520*51 mm	590*520*51 mm
<b>CERTIFICATES</b>	CE   LVD   CE   EMC	CE   LVD   CE   EMC
<b>NET WEIGHT</b>	8KG	9KG
<b>CABLE LENGTH(M)</b>	5*1.5mm2 power cable length 1m	5*1.5mm2 power cable length 1m
<b>AUTO SWITCH OFF</b>	✓	✓
<b>OVER HEAT PROTECTION</b>	✓	✓
<b>CHILD LOCK</b>	✓	✓
<b>RESIDUAL HEAT INDICATOR</b>	✓	✓

## FUEGO HOBS

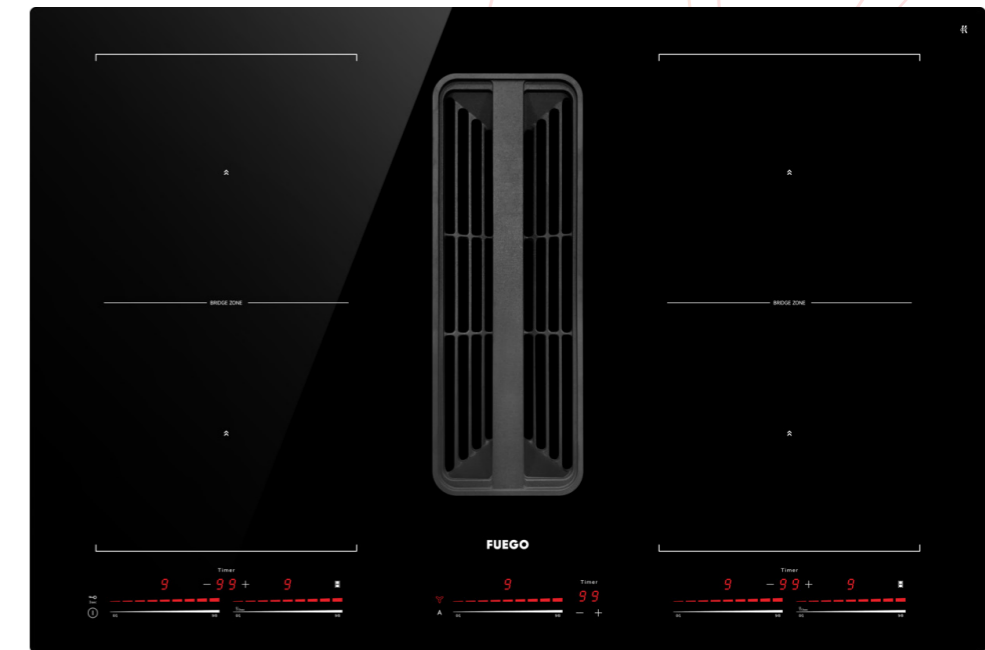



<b>MODEL NAME</b>	HBFGPE 606642TS	HBFGPE 6070B2TS
<b>POWER</b>	6600W	7000W
<b>FRONT LEFT ZONE</b>	2200/1000w / 230/150mm	2000 / BOOST 2300)w / 200mm
<b>REAR LEFT ZONE</b>	1200w / 165mm	1500w / BOOST 1900)w / 200mm
<b>REAR RIGHT ZONE</b>	2000/1100 w / 270/165mm	2000 / BOOST 2300)w / 200mm
<b>FRONT RIGHT ZONE</b>	1200w / 165mm	1500w / BOOST 1900)w / 165mm
<b>GLASS</b>	KANGER GLASS	KANGER GLASS
<b>POWER STAGE</b>	9	9
<b>DIMENSION</b>	590*520*51mm	590*520*51mm
<b>CERTIFICATES</b>	CE   LVD   CE   EMC	CE   LVD   CE   EMC
<b>NET WEIGHT</b>	9KG	9KG
<b>CABLE LENGTH(M)</b>	5*1.5mm2 power cable length 1m	5*1.5mm2 power cable length 1m
<b>AUTO SWITCH OFF</b>	✓	✓
<b>OVER HEAT PROTECTION</b>	✓	✓
<b>CHILD LOCK</b>	✓	✓
<b>RESIDUAL HEAT INDICATOR</b>	✓	✓





<b>MODEL NAME</b>	HBFGPE 60722BIH
<b>POWER</b>	7200W
<b>FRONT LEFT ELEMENT</b>	2000 / BOOST 2300)w / 200mm
<b>REAR LEFT ELEMENT</b>	1600w / BOOST 1900w / 200mm
<b>REAR RIGHT ZONE</b>	2000 / BOOST 2300)w / 200mm
<b>FRONT RIGHT ZONE</b>	1600w / BOOST 1900)w / 200mm
<b>BRIDGE ELEMENT DIMENSION</b>	2800 / BOOST 3600)w 210*400mm
<b>GLASS</b>	KANGER GLASS
<b>POWER STAGE</b>	18
<b>DIMENSION</b>	590*520*239 mm
<b>CERTIFICATES</b>	CE / CB / ROHS / ERP
<b>NET WEIGHT</b>	19.5KG
<b>CABLE LENGTH(M)</b>	5*1.5mm2 power cable length 1m
<b>PAUSE STOP &amp; GO</b>	✓
<b>HOB TO HOOD AUTO CONNECTION</b>	✓
<b>HOOD POWER LEVEL</b>	9
<b>NOISE LEVEL</b>	54dB
<b>INPUT POWER</b>	110w DC
<b>AIRFLOW DUCT-OUT</b>	650m <sup>3</sup>



<b>MODEL NAME</b>	HBFGPE 77722BIH
<b>POWER</b>	7200W
<b>FRONT LEFT ELEMENT</b>	2000 / BOOST 2300)w / 200mm
<b>REAR LEFT ELEMENT</b>	1600w / BOOST 1900w / 200mm
<b>REAR RIGHT ZONE</b>	2000 / BOOST 2300)w / 200mm
<b>FRONT RIGHT ZONE</b>	1600w / BOOST 1900)w / 200mm
<b>BRIDGE ELEMENT DIMENSION</b>	2800 / BOOST 3600)w 210*400mm
<b>GLASS</b>	KANGER GLASS
<b>POWER STAGE</b>	18
<b>DIMENSION</b>	770*520*239 mm
<b>CERTIFICATES</b>	CE / CB / ROHS / ERP
<b>NET WEIGHT</b>	22.3KG
<b>CABLE LENGTH(M)</b>	5*1.5mm2 power cable length 1m
<b>PAUSE STOP &amp; GO</b>	✓
<b>HOB TO HOOD AUTO CONNECTION</b>	✓
<b>HOOD POWER LEVEL</b>	9
<b>NOISE LEVEL</b>	54dB
<b>INPUT POWER</b>	110w DC
<b>AIRFLOW DUCT-OUT</b>	650m <sup>3</sup>

### 3 FUEGO MWO

Fuego microwave ovens deliver fast heating, even cooking, and user-friendly programs. Available in freestanding and built-in formats, they suit any kitchen space and lifestyle.



MDA COOKING

### MWO



<b>MODEL NAME</b>	MWFGWE 208W	MWFGWE 208S	MWFGWE 258GB
<b>CAPACITY</b>	20L	20L	25L
<b>OUTPUT / INPUT</b>	700W / 1100W	700W / 1100W	800W/1280W GRILL: 1000W
<b>POWER LEVELS</b>	10	10	5
<b>MENU</b>	8	8	8
<b>TIMER</b>	60 MINUTES	60 MINUTES	99 MINUTES
<b>NET WEIGHT</b>	10.6KG	10.6KG	12.5KG
<b>DISPLAY</b>	WHITE	SILVER	WHITE
<b>CAVITY COLOUR</b>	GREY	GREY	WHITE / GREY PAINTING
<b>TURNABLE</b>	255mm	255mm	285mm
<b>DOOR GLASS</b>	NORMAL GLASS WITH BLACK SILKSCREEN	NORMAL GLASS WITH BLACK SILKSCREEN	NORMAL GLASS WITH BLACK SILKSCREEN
<b>CERTIFICATES</b>	CE / LVD / EMC / ERP	CE / LVD / EMC / ERP	CE / LVD / EMC / ERP
<b>CAVITY SIZE</b>	W301.5*D302*H208.5 MM	W301.5*D302*H208.5 mm	W316.5*D331.5*H235.5mm
<b>PRODUCT SIZE</b>	W456*D326*H263MM	W456*D326*H263MM	W480*D382*H292.5mm
<b>CONTROL WAYS</b>			MEMBRANE



<b>MODEL NAME</b>	MWFGWE 20GBBI	MWFGWE 25GBBI
<b>CAPACITY</b>	20L	25L
<b>OUTPUT / INPUT</b>	700W/1100W GRILL: 1000W	900W/1450W GRILL: 1200W
<b>CONTROL WAYS</b>	DIGITAL	TOUCH CONTROL, GLASS TFT
<b>POWER LEVELS</b>	5	5
<b>MENU</b>	NO	8
<b>TIMER</b>	60 MINUTES	60 MINUTES
<b>DISPLAY</b>	WHITE	COLOURFUL
<b>CAVITY COLOUR</b>	CERAMIC POWDER	GREY
<b>TURNABLE</b>	255mm	255mm
<b>DOOR GLASS</b>	BLACK MIRROR	BLACK MIRROR
<b>CERTIFICATES</b>	CE / LVD / EMC / ERP	CE / LVD / EMC / ERP
<b>CAVITY SIZE</b>	W301.5*D302*H219mm	W347*D346.5*H225mm
<b>PRODUCT SIZE</b>	W595*D326*H385mm	W595*D389*H387mm

**4 FUEGO OVENS** Fuego ovens ensure precise and consistent baking results with multiple cooking modes and uniform heat distribution. Designed for performance and style, they make cooking effortless and reliable.

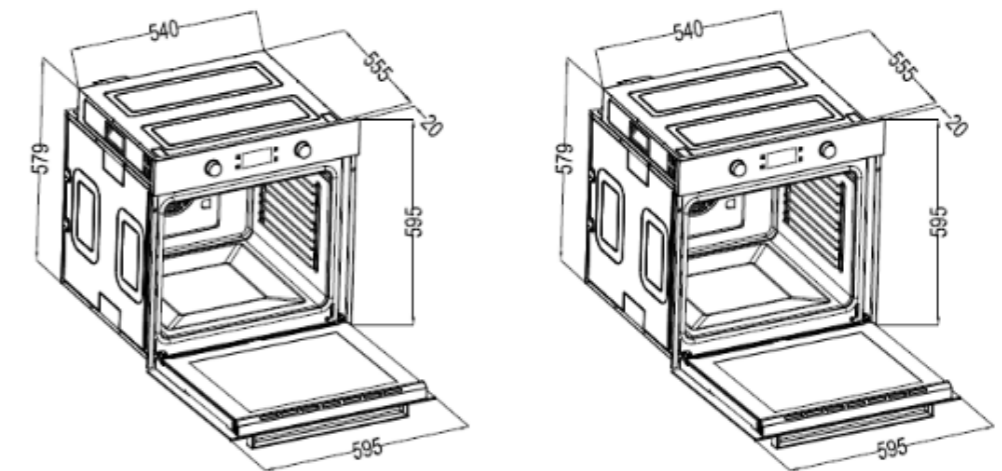


MDA COOKING

FUEGO OVENS



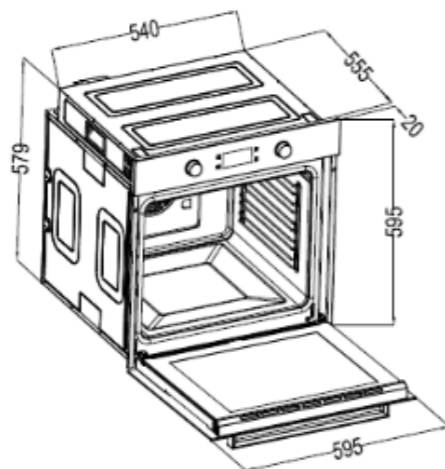
<b>MODEL NAME</b>	OVFGAT 734MC	OVFGAT 736TD
<b>FUNTIONS</b>	4	6
<b>DOOR</b>	BLACK TEMPERED GLASS TRIPLE-GLAZED REMOVABLE DOOR	BLACK TEMPERED GLASS TRIPLE-GLAZED REMOVABLE DOOR
<b>CONTROL PANEL</b>	BLACK TEMPERED GLASS	BLACK TEMPERED GLASS
<b>KNOB</b>	BLACK KNOB	PUSH PULL KNOB
<b>ENERGY EFFICIENCY CLASS</b>	A	A
<b>NET OVEN CAPACITY</b>	73 litres	73 litres
<b>HANDLE</b>	BLACK HANDLE	S.S HANDLE
<b>TIMER</b>	MECHANICAL	LED PROGRAMMABLE CLOCK
<b>STEPLESS TEMP</b>	from 50 °C to 250 °C	from 50 °C to 275 °C
<b>CERTIFICATES</b>	CE / LVD / EMC / ERP	CE / LVD / EMC / ERP
<b>ACCESSORIES</b>	OVEN TRAY *1, OVEN RACK *1, SIDE SHELF *2 X	OVEN TRAY *1, OVEN RACK *1, SIDE SHELF *2 AUXILLARY STEAM



## FUEGO OVENS



<b>MODEL NAME</b>	OVFGAT 739TDAS	OVFGAT 7312TDSC
<b>FUNTIONS</b>	9	10
<b>GLASS DOOR</b>	BLACK TEMPERED GLASS	BLACK TEMPERED GLASS
<b>CONTROL PANEL</b>	BLACK GLASS & WIDEN THE DISTANCE BETWEEN KNOBS & WHITE INDICATOR	WHITE INDICATOR -EASY TOUCH AND CHOOSE PROGRAM
<b>KNOB</b>	PUSH PULL KNOB	STAR GREY KNOB
<b>ENERGY EFFICIENCY CLASS</b>	A+	A
<b>NET OVEN CAPACITY</b>	73 litres	73 litres
<b>HANDLE</b>	BLACK HANDLE	STAR GREY AND HOLLOW-OUT HANDLE
<b>TIMER</b>	LED PROGRAMMABLE CLOCK / TIMER	LED PROGRAMMABLE CLOCK / TIMER
<b>STEPLESS TEMP</b>	from 50 °C to 250 °C	from 50 °C to 250 °C
<b>DOOR</b>	TRIPLE-GLAZED REMOVABLE DOOR	TRIPLE-GLAZED REMOVABLE DOOR
<b>CERTIFICATES</b>	CE / LVD / EMC / ERP	CE / LVD / EMC / ERP
<b>ACCESSORIES</b>	OVEN TRAY *1, OVEN RACK *1, SIDE SHELF *2	OVEN TRAY *1, OVEN RACK *1 SIDE SHELF*2 BAKING BASKET*1 CATALYTIC LINER*2



Our cookers provide a complete cooking solution, combining versatility, ease of use, and dependable performance. They are built for everyday convenience without compromising on quality.



## FUEGO COOKER



<b>MODEL NAME</b>	OVFGAT 73641TD
<b>FUNTIONS</b>	6
<b>GLASS DOOR</b>	BLACK TEMPERED GLASS
<b>CONTROL PANEL</b>	BLACK TEMPERED GLASS PANEL
<b>KNOB</b>	PUSH PULL KNOB
<b>ENERGY EFFICIENCY CLASS</b>	A
<b>NET OVEN CAPACITY</b>	73 litres
<b>HANDLE</b>	S.S HANDLE
<b>TIMER</b>	LED PROGRAMMABLE CLOCK / TIMER
<b>STEPLESS TEMP</b>	from 50 °C to 275 °C
<b>DOOR</b>	TRIPLE-GLAZED REMOVABLE DOOR
<b>CERTIFICATES</b>	CE / LVD / EMC / ERP
<b>ACCESSORIES</b>	OVEN TRAY *1, OVEN RACK *1, SIDE SHELF *2
<b>HOB</b>	<p>HOB TOTAL POWER: 6400W                      FRONT LEFT ZONE: 230mm / 2200W                      REAR LEFT ZONE: 165mm / 1200W                      REAR RIGHT ZONE: 200mm / 1800W                      FRONT RIGHT ZONE: 165mm / 1200W</p>

## LAUNDRY

Fuego laundry appliances deliver maximum efficiency, low noise, and superior fabric care. Washing machines include tailored programs for every type of material, while dryers ensure fast and gentle drying. The 2-in-1 washer-dryer combi units offer a space-saving solution without sacrificing performance, making them ideal for modern households.



## LAUNDRY



<b>MODEL NAME</b>	WMFGTC 61016 W	7KG WMFGTC 71216 W	8KG WMFGTC 84611 WCD
		8KG WMFGTC 81216 W	9KG WMFGTC 94611 WCD
		9KG WMFGTC 91416 W	
<b>ENERGY EFFICIENCY</b>	A+++	A+++	A+++
<b>CAPACITY</b>	6KG	7 / 8 / 9KG	8 / 9KG
<b>RPM</b>	1000	1200 / 1200 / 1400	1400
<b>RATED POWER</b>	1850W	7 & 8KG IS 1850W 9KG IS 1900W	8KG IS 1850W 9KG IS 1900W
<b>ENERGY CONSUMPTION</b>	153KW / YEAR	7KG - 174KW YEAR 8KG - 194KW YEAR 9KG - 216KW YEAR	8KG - 194KW YEAR 9KG - 216KW YEAR
<b>WATER CONSUMPTION</b>	9680L / YEAR	7KG - 10780L / year 8KG - 11220L / year 9KG - 11880L / year	8KG - 11220L / year 9KG - 11880L / year
<b>DISPLAY TYPE</b>	LED	LED	LED
<b>MOTOR</b>	UNIVERSAL	BLDC	BLDC
<b>DELAY</b>	YES	YES	YES
<b>SPEED</b>	0-400-600-800-1000 RPM	7&8KG: 0-400-600-800-1000-1200) / 9KG: 0-400-600-800-1000-1200-1400 RPM	0-400-600-800-1200-1400 RPM
<b>TEMPERATURE</b>	COLD:20-30-40-60-95°C	COLD:20-30-40-60-95°C	COLD:20-30-40-60-95°C
<b>NOISE LEVEL</b>	WASH 62dB ; SPIN 76dB	WASH 62dB ; SPIN 76dB	WASH 62dB ; SPIN 76dB
<b>PRODUCT DIMENSIONS</b>	600*450*850mm	7KG: 595*495*850 8KG: 600*520*850 9KG: 595*560*850	8KG: 595*560*850 9KG: 595*620*850
<b>NET WEIGHT</b>	50KG	7KG: 57KG 8KG: 55KG 9KG: 64KG	8KG: 55KG 9KG: 64KG
<b>WASH PROGRAM</b>	MIX; SUPER QUICK; WOOL; SHIRT; SPORTS WEAR; INTENSIVE; BEDDING; ALLERGY CARE; COTTON; +PREWASH; ECO 40-60; 20c; DELICATE; DRUM CLEAN; SPIN; RINSE+SPIN	MIX; SUPER QUICK; WOOL; SHIRT; SPORTS WEAR; INTENSIVE; BEDDING; ALLERGY CARE; COTTON; +PREWASH; ECO 40-60; 20c; DELICATE; DRUM CLEAN; SPIN; RINSE+SPIN	MIX; SUPER QUICK; WOOL; SHIRT; SPORTS WEAR; INTENSIVE; BEDDING; ALLERGY CARE; COTTON; +PREWASH; ECO 40-60; 20c; DELICATE; DRUM CLEAN; SPIN; RINSE+SPIN
<b>DOOR DIAMETER</b>	308mm	310mm	308mm
<b>CERTIFICATES</b>	CE / LVD / EMC / ERP	CE / LVD / EMC / ERP	CE / CB / ERP

## LAUNDRY



<b>MODEL NAME</b>	8KG WMFGTC81216DD GREY	WMFGTC 101216W	WMFGTC 9121DD
	8KG WMFGTC 81216 DDW WHITE		
<b>ENERGY EFFICIENCY</b>	A+++	A+++	A-25%
<b>CAPACITY</b>	8KG	10KG	9KG
<b>RPM</b>	1200	1200	1200
<b>ENERGY CONSUMPTION</b>	194KW / YEAR	237KW / YEAR	0.87KW/ PER CYCLUS
<b>DISPLAY TYPE</b>	LED KNOB	LED	COLOUR TOUCH
<b>MOTOR</b>	DD	BLDC	DD
<b>DELAY</b>	YES	YES	YES
<b>SPEED</b>	0-400-800-1200 RPM	0-400-600-800-1200-1400 RPM	0-400-600-800-1200-1400 RPM
<b>TEMPERATURE</b>	COLD:30-40-60-90°C	COLD:20-30-40-60-95°C	COLD:20-30-40-60-95°C
<b>NOISE LEVEL</b>	WASH 62dB ; SPIN 76dB	WASH 58dB ; SPIN 72dB	WASH 58dB ; SPIN 72dB
<b>PRODUCT DIMENSIONS</b>	8KG: 595*560*850 NET WEIGHT: 65KG	10KG: 600*561*850 NET KG: 66KG	9KG: 600*520*850) NET KG: 66KG
<b>NET WEIGHT</b>	50KG	7KG: 57KG 8KG: 55KG 9KG: 64KG	66KG
<b>WASH PROGRAM</b>	MIX; SUPER QUICK; WOOL; SHIRT; SPORTS WEAR; INTENSIVE; BEDDING; ALLERGY CARE; COTTON; +PREWASH; ECO 40-60; 20c; DELICATE; DRUM CLEAN; SPIN; RINSE+SPIN	MIX; SUPER QUICK; WOOL; BEDDING; ALLERGY CARE; COTTON; DELICATE; DRUM CLEAN; SPIN; RINSE+SPIN	Mix, Quick wash, Cotton, Bedding, Kids, Down, Wool, Silk, Colors, Allergy care, Rinse + spin, Spin, Drum cleaning FLOWING RINSE, ACTIVE FRESH, SPEED STAINS PRO
<b>VOLUME OF INNER TUBE</b>	8KG-49L	10KG-63L	9KG-63L
<b>DOOR DIAMETER</b>	320mm	360mm	360mm
<b>CERTIFICATES</b>	CE /CB /ERP	CE /CB / B / EMC / ERP	CE /CB / B / EMC / ERP

## DRYERS



<b>MODEL NAME</b>	DRFGTC80HP	DRFGTC 815WCD	
<b>ENERGY EFFICIENCY</b>	A+	A++	E
<b>CAPACITY</b>	8KG	8KG	8KG
<b>RATED POWER</b>	570W	800W	570W
<b>VOLUME OF INNER TUBE</b>	102L	102L	102L
<b>DISPLAY TYPE</b>	LED	LED	COLOUR TOUCH
<b>MOTOR</b>	STANDARD	STANDARD	INVERTER
<b>DELAY</b>	YES	YES	YES
<b>NOISE LEVEL</b>	WASH 69dB	WASH 66dB	WASH 66dB
<b>PRODUCT DIMENSIONS</b>	600*584*853mm	600*584*853mm	600*520*853mm
<b>NET WEIGHT</b>	43KG	43KG	43KG
<b>DRUM MATERIAL</b>	×	×	STAINLESS STILL
<b>WASH PROGRAM</b>	MIX; QUICK 30C; DELICATE; SHIRT, TOWELS, BEDDING, BABY CARE, REFRESH, COTTON, UNDERWEAR, DOWN, SYNTHETICS, SPORTS, JEANS, OUTDOOR+	MIX; QUICK 30C; DELICATE; SHIRT, TOWELS, BEDDING, BABY CARE, REFRESH, COTTON, UNDERWEAR, DOWN, SYNTHETICS, SPORTS, JEANS, OUTDOOR+	MIX, QUICK DRY, COTTON, BEDDING, KIDS, DOWN, SHIRTS, WOOL, UNDERWEAR, TOWELS, SPORTS, SILK, COLD AIR, TIME DRY
<b>CERTIFICATES</b>	CB / CE / EMC / ROHS	CB / CE / EMC / ROHS	CB / CE / EMC / ROHS

## FUEGO COMBO



<b>MODEL NAME</b>	WMDRFGTC 171416DD
<b>CAPACITY</b>	10 /7KG
<b>ENERGY EFFICIENCY</b>	B
<b>DIMENSIONS</b>	595*628*850mm
<b>RATED POWER</b>	570W
<b>SPEED</b>	1200RPM (0-400-800-1200)
<b>TEMPERATURE</b>	COLD-20-30-40-60-95°C
<b>VOLUME OF INNER TUBE</b>	64L
<b>DISPLAY TYPE</b>	COLOUR TOUCH
<b>MOTOR</b>	DIRECT DRIVE
<b>DELAY</b>	YES
<b>NOISE LEVEL</b>	WASH 62dB SPIN:76dB
<b>NET WEIGHT</b>	71kg
<b>PROGRAMS</b>	MIX; SUPER QUICK; COTTON; WOOL; INTENSIVE; BEDDING; ALLERGY CARE; DOWN JACKET; +RPEWASH; DRY ONLY; AIR WASH; RINSE+SPIN; SPIN; DRUM CLEAN
<b>CERTIFICATES</b>	CB / CE /EMC / ROHS





## REFRIGERATORS

Fuego refrigerators are engineered to preserve freshness with optimized airflow, stable temperatures, and smart storage solutions. From compact single-door units to large multi-door models, each appliance is designed for efficient organization and low energy consumption. Built-in models provide seamless integration with any interior design while maintaining full capacity and performance.



REFRIGERATORS

### FUEGO REFS / MINI BAR



MODEL NAME	RFFGHOMB51SW	RFFGHOMB51SB
CAPACITY	41L	41L
DIMENSIONS	44 X 48 X 52cm	44 X 48 X 52cm
LOADING CAPACITY 40HQ	599 PCS	599 PCS
CERTIFICATES	CB / CE / EMC	CB / CE / EMC
	<ul style="list-style-type: none"> <li>• MECHANICAL CONTROL</li> <li>• COOL ZONE</li> <li>• 2L BOTTLE RACK</li> <li>• RECESSED HANDLE</li> <li>• REVERSIBLE DOOR</li> </ul>	<ul style="list-style-type: none"> <li>• MECHANICAL CONTROL</li> <li>• COOL ZONE</li> <li>• 2L BOTTLE RACK</li> <li>• RECESSED HANDLE</li> <li>• REVERSIBLE DOOR</li> </ul>

### FUEGO REFS / SINGLE DOOR



MODEL NAME	RFFGHOTT85SW	RFFGHOTT85SS
CAPACITY	90L	90L
DIMENSIONS	48 x 45 x 84cm	48 x 45 x 84cm
LOADING CAPACITY 40HQ	356 PCS	356 PCS
CERTIFICATES	CB / CE / EMC / ROHS	CB / CE / EMC / ROHS
	<ul style="list-style-type: none"> <li>• MECHANICAL CONTROL</li> <li>• COOL ZONE</li> <li>• 2L BOTTLE RACK</li> <li>• RECESSED HANDLE</li> <li>• REVERSIBLE DOOR</li> </ul>	<ul style="list-style-type: none"> <li>• MECHANICAL CONTROL</li> <li>• COOL ZONE</li> <li>• 2L BOTTLE RACK</li> <li>• RECESSED HANDLE</li> <li>• REVERSIBLE DOOR</li> </ul>

## FUEGO REFS / SINGLE DOOR



MODEL NAME	RFFGHOLA143SW	RFFGHOLA170SX	RFFGHOLA359FSX
CAPACITY	156L	331L	359L
DIMENSIONS	55 x 58x 143cm	60 x 59 x 173cm	60 x 59 x 173cm
CERTIFICATES	CE / GS / CB / SAA	CE / GS / CB / SAA	CE / GS / CB / SAA
	<ul style="list-style-type: none"> <li>• MECHANICAL CONTROL</li> <li>• COOL ZONE</li> <li>• 4 GLASS SHELVES</li> <li>• RECESSED HANDLE</li> <li>• REVERSIBLE DOOR</li> </ul>	<ul style="list-style-type: none"> <li>• MECHANICAL CONTROL</li> <li>• CLEAR SKY LED LIGHTING</li> <li>• TEMPERED GLASS SHELVES</li> <li>• RECESSED HANDLE / OPTIONAL</li> <li>• REVERSIBLE DOOR</li> </ul>	<ul style="list-style-type: none"> <li>• WATER DISPENSER / OPTIONAL</li> <li>• TOTAL NO FROST</li> <li>• LED TOUCH DISPLAY</li> <li>• CLEAR SKY LED LIGHTING</li> <li>• REVERSABLE DOOR</li> <li>• POWR COOL / HOLIDAY MODE</li> </ul>

## FUEGO REFS / TOP FREEZER



MODEL NAME	FGTM217W	FGTM217X
CAPACITY	206L	206L
DIMENSIONS	55 x 56 x 143cm	55 x 56 x 143cm
ENERGY EFFICIENCY	A+	A+
CERTIFICATES	CE / GS / CB / SAA	CE / GS / CB / SAA
	<ul style="list-style-type: none"> <li>• NET FRIDGE CAPACITY: 169L</li> <li>• NET FREEZER CAPACITY: 37L</li> <li>• MECHANICAL CONTROL</li> <li>• REVERSABLE DOOR</li> </ul>	<ul style="list-style-type: none"> <li>• NET FRIDGE CAPACITY: 169L</li> <li>• NET FREEZER CAPACITY: 37L</li> <li>• MECHANICAL CONTROL</li> <li>• REVERSABLE DOOR</li> </ul>





<b>MODEL NAME</b>	FGTF165W	FGTF165X
<b>CAPACITY</b>	248L	248L
<b>DIMENSIONS</b>	55 x 58 x 166cm	55 x 58 x 166cm
<b>ENERGY EFFICIENCY</b>	A+	A+
<b>CERTIFICATES</b>	CE / GS / CB / GCC / KC	CE / GS / CB / GCC / KC
	<ul style="list-style-type: none"> <li>•NET FRIDGE CAPACITY: 198L</li> <li>•NET FREEZER CAPACITY: 50L</li> <li>•MECHANICAL CONTROL</li> <li>•REVERSABLE DOOR</li> </ul>	<ul style="list-style-type: none"> <li>•NET FRIDGE CAPACITY: 198L</li> <li>•NET FREEZER CAPACITY: 50L</li> <li>•MECHANICAL CONTROL</li> <li>•REVERSABLE DOOR</li> </ul>



<b>MODEL NAME</b>	FGTM5205WNF	FGTM5205XNF
<b>CAPACITY</b>	197L	197L
<b>DIMENSIONS</b>	55 x 56 x 143cm	55 x 56 x 143cm
<b>ENERGY EFFICIENCY</b>	A+	A+
<b>CERTIFICATES</b>	CE / GS / CB / SAA / GCC	CE / GS / CB / SAA / GCC
	<ul style="list-style-type: none"> <li>•NET FRIDGE CAPACITY: 145L</li> <li>•NET FREEZER CAPACITY: 52L</li> <li>•ELECTRONIC CONTROL</li> <li>•REVERSABLE DOOR</li> <li>•TOTAL NO FROST</li> <li>•ALL IN ONE INTEGRATED AIR DUCT</li> </ul>	<ul style="list-style-type: none"> <li>•NET FRIDGE CAPACITY: 145L</li> <li>•NET FREEZER CAPACITY: 52L</li> <li>•ELECTRONIC CONTROL</li> <li>•REVERSABLE DOOR</li> <li>•TOTAL NO FROST</li> <li>•ALL IN ONE INTEGRATED AIR DUCT</li> </ul>



<b>MODEL NAME</b>	FGTM5252WNF	FGTM5252XNF
<b>CAPACITY</b>	247L	247L
<b>DIMENSIONS</b>	55 x 56 x 167cm	55 x 56 x 167cm
<b>ENERGY EFFICIENCY</b>	A+	A+
<b>CERTIFICATES</b>	CE / GS / CB / SAA / GCC	CE / GS / CB / SAA / GCC
	<ul style="list-style-type: none"> <li>•NET FRIDGE CAPACITY: 195L</li> <li>•NET FREEZER CAPACITY: 52L</li> <li>•ELECTRONIC CONTROL</li> <li>•REVERSABLE DOOR</li> <li>•TOTAL NO FROST</li> <li>•ALL IN ONE INTEGRATED AIR DUCT</li> </ul>	<ul style="list-style-type: none"> <li>•NET FRIDGE CAPACITY: 195L</li> <li>•NET FREEZER CAPACITY: 52L</li> <li>•ELECTRONIC CONTROL</li> <li>•REVERSABLE DOOR</li> <li>•TOTAL NO FROST</li> <li>•ALL IN ONE INTEGRATED AIR DUCT</li> </ul>



<b>MODEL NAME</b>	RFFGHODD415NFBG
<b>CAPACITY</b>	415L
<b>DIMENSIONS</b>	71 x 69 x 178cm
<b>ENERGY EFFICIENCY</b>	A+
<b>CERTIFICATES</b>	CE / GS / CB / SAA / GCC
	<ul style="list-style-type: none"> <li>•NET FRIDGE CAPACITY: 321L</li> <li>•NET FREEZER CAPACITY: 94L</li> <li>•ELECTRONIC CONTROL</li> <li>•REVERSABLE DOOR</li> <li>•TOTAL NO FROST</li> <li>•ALL IN ONE INTEGRATED AIR DUCT</li> <li>•LED TOUCH DISPLAY</li> </ul>

## FUEGO REFS / BOTTOM FREEZER



MODEL NAME	FGBM55180W / WHITE	FGBF185WH / WHITE
	FGBM55180X / INOX	FGBF185XH / INOX
CAPACITY	262L	315L
DIMENSIONS	55 x 56 x 180cm	60 x 60 x 186cm
ENERGY EFFICIENCY	A+	A+
CERTIFICATES	CE / GS / CB / SAA / GCC	CE / GS / CB / SAA / GCC
	<ul style="list-style-type: none"> <li>• NET FRIDGE CAPACITY: 191L</li> <li>• NET FREEZER CAPACITY: 71L</li> <li>• REVERSABLE DOOR</li> <li>• DOOR BALCONY</li> </ul>	<ul style="list-style-type: none"> <li>• NET FRIDGE CAPACITY: 219L</li> <li>• NET FREEZER CAPACITY: 96L</li> <li>• ELECTRONIC CONTROL</li> <li>• REVERSABLE DOOR</li> <li>• DOOR BALCONY</li> </ul>



MODEL NAME	RFFGHOB286NFB	RFFGHOB400NFBG BLACK RFFGHOB400NFI- INOX
	CAPACITY	286L
ENERGY EFFICIENCY	A+	A+
DIMENSIONS	60 x 60x 186cm	60 x 68 x 186cm
CERTIFICATES	CE / GS / CB / SAA / GCC	CE / GS / CB / SAA / GCC
	<ul style="list-style-type: none"> <li>• NET FRIDGE CAPACITY: 210L</li> <li>• NET FREEZER CAPACITY: 76L</li> <li>• TOTAL NO FROST</li> <li>• ELECTRONIC CONTROL</li> <li>• REVERSABLE DOOR</li> <li>• DOOR BALCONY</li> </ul>	<ul style="list-style-type: none"> <li>• NET FRIDGE CAPACITY: 273L</li> <li>• NET FREEZER CAPACITY: 127L</li> <li>• TOTAL NO FROST</li> <li>• ELECTRONIC CONTROL</li> <li>• REVERSABLE DOOR</li> <li>• DOOR BALCONY</li> </ul>



## FUEGO REFS / SBS



MODEL NAME	RFFGHOB286NFW / WHITE	RFFGHOB286NFB / BLACK
	RFFGHOB286NFX / INOX	RFFGHOB286NFXDP / INOX
CAPACITY	286L	286L
DIMENSIONS	60 x 60 x 186cm	60 x 60 x 186cm
ENERGY EFFICIENCY	A+	A+
CERTIFICATES	CE / GS / CB / SAA / GCC	CE / GS / CB / SAA / GCC
	<ul style="list-style-type: none"> <li>• NET FRIDGE CAPACITY: 210L</li> <li>• NET FREEZER CAPACITY: 76L</li> <li>• REVERSABLE DOOR</li> <li>• DOOR BALCONY</li> <li>• TOTAL NO FROST</li> </ul>	<ul style="list-style-type: none"> <li>• NET FRIDGE CAPACITY: 210L</li> <li>• NET FREEZER CAPACITY: 76L</li> <li>• ELECTRONIC CONTROL</li> <li>• REVERSABLE DOOR</li> <li>• DOOR BALCONY</li> <li>• TOTAL NO FROST</li> </ul>

MODEL NAME	FGSBS 9059X	RFFGHOSBS 436WDBG
CAPACITY	436L	436L
ENERGY EFFICIENCY	A+	A+
DIMENSIONS	91 x 59x 177cm	90 x 73 x 177cm
CERTIFICATES	CE / GS / CB / SAA / GCC	CE / GS / CB / SAA / GCC
	<ul style="list-style-type: none"> <li>• TOTAL NO FROST</li> <li>• ELECTRONIC CONTROL</li> </ul>	<ul style="list-style-type: none"> <li>• TOTAL NO FROST</li> <li>• ELECTRONIC CONTROL</li> <li>• LED TOUCH DISPLAY</li> <li>• SMART CONVERTIBLE DRAWER</li> <li>• METAL COOLING OPTIONAL</li> <li>• ADAPTIVE AUTO ICE MAKER</li> <li>• INVERTER MOTOR</li> </ul>

## FUEGO REFS / MULTI DOOR



MODEL NAME	RFFGHOMD337BG / BLACK RFFGHO337MDX / INOX	RFFGHOMD503DX	RFFGHO522MDX
CAPACITY	337L	503L	522L
ENERGY EFFICIENCY	A+	A+	A+
DIMENSIONS	79 x 62 x 180cm	90 x 60 x 190cm	90 x 60 x 190cm
CERTIFICATES	CE / GS / CB / SAA / GCC	CE / GS / CB / SAA / GCC	CE/GS/CB/SAA/GCC
	<ul style="list-style-type: none"> <li>• TOTAL NO FROST</li> <li>• ELECTRONIC CONTROL</li> <li>• LED TOUCH DISPLAY</li> <li>• 360° MULTI-AIR FLOW</li> <li>• SMART CONVERTIBLE DRAWER</li> <li>• METAL COOLING OPTIONAL</li> </ul>	<ul style="list-style-type: none"> <li>• TOTAL NO FROST</li> <li>• ELECTRONIC CONTROL</li> <li>• LED TOUCH DISPLAY</li> <li>• TRIPPLE INVERTER</li> <li>• AG+</li> <li>• SMART CONVERTIBLE DRAWER</li> <li>• METAL COOLING</li> </ul>	<ul style="list-style-type: none"> <li>• TOTAL NO FROST</li> <li>• ELECTRONIC CONTROL</li> <li>• LED TOUCH DISPLAY</li> <li>• DUAL INVERTER</li> <li>• SMART CONVERTIBLE DRAWER</li> <li>• METAL COOLING</li> </ul>

## FUEGO REFS / BUILT IN



MODEL NAME	RFFGHOSD 130BI	FGBIBM 5259W	RFFGHOB1 253NF
CAPACITY	129L	248L	242L
ENERGY EFFICIENCY	A+	A+	A+
DIMENSIONS	54 x 54 x 89cm	54 x 54 x 178.5cm	54 x 54 x 178.5cm
CERTIFICATES	CE / GS / CB / SAA / GCC	CE / GS / CB / SAA / GCC	CE / GS/CB/SAA/GCC
	<ul style="list-style-type: none"> <li>• TABLE TOP</li> <li>• REVERSIBLE DOOR</li> <li>• MECHANICAL CONTROL</li> </ul>	<ul style="list-style-type: none"> <li>• DOOR BALCONY</li> </ul>	<ul style="list-style-type: none"> <li>• TOTAL NO FROST</li> <li>• REVERSIBLE DOOR</li> <li>• DUAL COOLNG SYSTEM</li> <li>• LED TOUCH DISPLAY</li> <li>• FRESH ZONE</li> <li>• DOOR OPEN ALARM</li> <li>• SUPER FREEZE</li> <li>• POWER ON/OFF</li> <li>• METAL COOLOING</li> </ul>





FUEGO REFS / UPRIGHT FREEZERS



MODEL NAME	RFFGHOUF 143SW	RFFGHOUF 200NFX	RFFGHOUF 100MC
CAPACITY	157L	204L	87L
ENERGY EFFICIENCY	A+	A+	A
DIMENSIONS	55 x 58 x 142cm	54 x 60 x 170cm	55 x 58 x 85cm
CERTIFICATES	CE / GS / CB / SAA / GCC	CE / GS / CB / SAA / GCC	CE / GS/CB/SAA/GCC
		<ul style="list-style-type: none"> <li>• TOTAL NO FROST</li> <li>• RECESSED HANDLE</li> </ul>	<ul style="list-style-type: none"> <li>• 3 DRAWERS</li> </ul>

FUEGO REFS / CHEST FREEZERS



MODEL NAME	CAPACITY	DIMENSIONS
CFFGHO 500MC	500L	/
FGHO380CFMC	380L MECHANICAL	130 x 70 x 85cm
FGHO290CFMC	290L MECHANICAL	109 x 61 x 85cm
FGHO251CFMC	251L MECHANICAL	95 x 62 x 85cm
FGCF9200W	200L MECHANICAL	91 x 55 x 85cm
FGCF7150W	145L MECHANICAL	71 x 55 x 85cm
FGHO98CFMC	98L MECHANICAL	55 x 48 x 85cm



MODEL NAME	CAPACITY	DIMENSIONS
FGHO251CFEC	251L ELECTRONIC	95 x 62 x 85cm
FGHO145CFEC	145L MECHANICAL	71 x 55 x 85cm
FGHO98CFEC	98L MECHANICAL	55 x 48 x 85cm



fuego-international.com

info@fuego-international.com

St. Belasica br.2, East Gate Mall 2nd floor  
K2.2, 1000 Skopje, North Macedonia

